












Longley Farm


Site layout

Figure 1.2

-  New turbine
-  Application area
-  Site boundary
-  Main crane pad
-  Assist crane pad
-  New track
-  Turbine_foundation
-  swept area 17m buffer
-  Transformer

PROJECTION SYSTEM OSGB 1936 BNG	AUTHOR M CHAPMAN
------------------------------------	---------------------

COPYRIGHT TO ENERGY WORKSHOP LTD. ALL RIGHTS RESERVED. NO PRINTING WITHOUT PRIOR CONSENT

SCALE

 0 10 20 30 40 50 60 Meters

1:2,500
 This document should not be used for scale drawings and is simply to be used for information purposes only



Drawing Number	Fig.1.2 - Site Layout
Date Of Drawing	03/12/2013